

# 2008 UNIVERSITY of SCOUTING REGISTRATION FORM

Name \_\_\_\_\_  
 Address \_\_\_\_\_ City \_\_\_\_\_ Zip \_\_\_\_\_  
 E-mail Address \_\_\_\_\_ Telephone # \_\_\_\_\_  
 Unit Type (circle which) Pack Troop Venturing Explorer  
 Unit # \_\_\_\_\_ District \_\_\_\_\_

First Choice of Class Schedule  
 Second Choice of Class Schedule  
 if first class choice is full

Class #	Time	Class Title	Class #	Time	Class Title
1	8:30-9:20		1	8:30-9:20	
2	9:30-10:20		2	9:30-10:20	
3	10:30-11:20		3	10:30-11:20	
	11:30-12:20	LUNCH		11:30-12:20	LUNCH
4	12:30-1:20		4	12:30-1:20	
5	1:30-2:20		5	1:30-2:20	
6	2:30-3:20		6	2:30-3:20	

Fees (includes your lunch for the day):  
 Adults \$15.00 per person  
 Youth \$10.00 per person  
 (youth is defined as registered Boy Scouts, Venturer or Explorer)

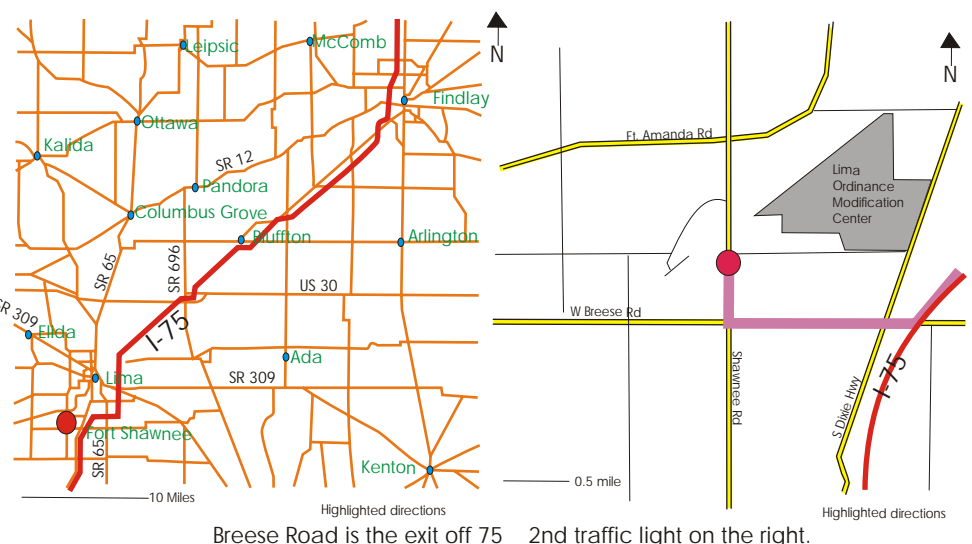
CPR fee (\$8.00) \_\_\_\_\_  
 Dutch Oven fee (\$3.00) \_\_\_\_\_  
 Total Registration fee \_\_\_\_\_

Visa  Mastercard Other \_\_\_\_\_  
 Expiration Date \_\_\_\_ / \_\_\_\_ / \_\_\_\_  
 Authorized Signature \_\_\_\_\_

I was recruited by \_\_\_\_\_

**Make checks payable to Black Swamp Area Council**  
 PLEASE - verify your class # and it's time length to insure that your schedule is correct.  
 Some classes will require materials that will be available from the instructor for a small additional fee.

Complete and return this form with appropriate fees  
**no later than March 21, 2008 to:**  
**Black Swamp Area Council; 2100 Broad Ave, Findlay, OH**  
 or by **Fax number 419-422-4681**



# University of Scouting

Saturday, April 5, 2008  
 Apollo Career Center  
 3325 Shawnee Rd  
 Lima, OH  
**Scout uniforms appropriate**


"Growth Through Sharing"  
 8:00 AM - 5:00 PM



**University of Scouting Requirements** for non-accredited degrees and certification in the **College of Cub Scouting, College of Boy Scouting and College of Venturing/Exploring** as follows:

All requirements for degrees must be met with **no exceptions** made to the requirements.

University of Scouting  
 degree patch 4 1/2"



**PREREQUISITES:**

- > Need to be a registered Scout or Scouter.
- > To earn credit for the session, the participant must attend the course and have the instructor sign off on their card. Each participant is responsible for keeping track of their training from year to year.

**BACHELOR DEGREE**

- > Complete six (6) class sessions (this maybe as either a student or instructor)
  - Two (2) sessions must be in the College of General Scouting.
  - Four (4) sessions must be in the same College you are choosing to earn your degree in.
- > You have three (3) consecutive years to complete this degree.



**MASTER DEGREE**

- > Previously earned your Bachelor's Degree in the college of your choice.
- > Complete six (6) additional class sessions (this maybe as either a student or instructor)
  - Two (2) sessions must be in the College of General Scouting.
  - Four (4) sessions must be in the same College of choice you earned your Bachelor's Degree in.
- > Choose a Thesis Project.
- > You have three (3) consecutive years to complete this degree.



**DOCTORAL DEGREE**

- > Previously earned both your Bachelor's and Master's Degrees in the college of your choice.
  - > Complete twelve (12) additional class sessions (this maybe as either a student or instructor)
  - > Be an instructor for at least 2 classes (1 each year).
  - > Attending at least 4 class sessions (either as a student of instructor) during the year receiving the Doctoral Degree.
  - > Completion of course 127 - Doctorate Degree, Thesis Project, Fellowship Degree.
    - Limiting scope of your topic (one topic)
    - Developing Thesis Outline from the Doctoral studies with the aid of your counselor.
    - Completion of the Doctoral Thesis project as prescribed.
  - > You have three (3) consecutive years to complete this degree.
- Continued on next page




**THESIS PROJECT:**

- > The thesis project will be in the form of a written report with photographs (if necessary) reference materials, etc.
- > Report will be prepared and submitted to counselor for approval then to, in order as listed:
  - A. University Thesis Director
  - B. University Board of Directors

**These must all be approved by the University of Scouting Board of Directors by January 1st in order to receive your degree at that years University of Scouting.**

**FELLOWSHIP DEGREE**

- > Previously earned your Bachelor's, Master's and Doctoral Degree in the college of your choice.
- > Must have taken **two** of the following:
  - U of S James E. West class **or** • U of S Heritage Society class **or** • Attend Wood Badge Training **or** • Attend Philmont Training Center
- > Serve one (1) year on the University of Scouting Team
- > Attend Trainer Development Conference (receive credit for 2 class sessions in your college choice)
- > Instruct three (3) University of Scouting courses while working on your Fellowship degree.
- > You have three (3) consecutive years to complete this degree.



University of Scouting patch  
 with all levels of degree  
 rockers patches 4 1/2"

To insure class number continuity from year to year some class numbers may be missing this year from the College Sessions. **Please make sure that you fill in your class number correctly so that you enroll in the right class.**

Class #	Time	Class Title	Session Descriptions
<b>College of General Scouting</b>			
Gen. 101	8:30&2:30	Flag Etiquette	Let's learn some history, and the accepted methods of displaying and revering our national emblem.
Gen. 103	1:30 (2 Hours)	Basic First Aid	Basic Family First Aid certification.
Gen. 105	8:30	Scouting with Disabilities	(Morn.) Focus on ADHD and Behavioral Management.
Gen. 106	8:30	Lanyard Braiding	Learn & have fun while making attractive braided articles. <b>Materials from instructor for a small fee.</b>
Gen. 110	8:30 (3 Hours)	CPR Certification	<b>American Heart</b> certification. <b>Additional fee \$8.00.</b> Covers book and certification card. <b>Ages 16 and up</b>
Gen. 114	10:30&2:30	Guide to Safe Scouting	Regulations to follow to keep scouts safe. Tour permits. Insurance requirements.
Gen. 115	9:30	Leave Not Trace	Leaving little trace of evidence while having fun camping, hiking, or on the trail.
Gen. 125	8:30&2:30	Indian Crafts	Learn about Native American crafts and culture.
Gen. 126	9:30&1:30	Indian Games	Learn about games you can use to have fun the Native American way.
Gen. 127	10:30&12:30	Doctorate Degree, Thesis Project, Fellowship Degree	Congratulations on successfully completing the pre-doctoral program. Now is the time to make the decision to proceed. Where are you going? How are you going to get there? Planning your road map to final destination.
Gen. 128	12:30	Finger Weaving	Make a small key ring. Learn the basic stitches of finger weaving.
Gen. 130	1:30	Know How National Works	BSA policies, procedures and bylaws – things we agree to abide by upon registering as Scouters. Learn how National works, how decisions are made, how changes are made, how to propose new programs, etc.
Gen. 131	8:30&12:30	James E. West/Endowments	Learn about the James E. West and Endowment opportunities within the BSAC and National.
Gen. 132	9:30&1:30	Heritage Society	Learn about the Heritage Society opportunities within the BSAC and National.
Gen. 133	10:30&12:30	What's New in Scouting	All the new training opportunities, patches and programs explained.
Gen. 134	1:30	Adult Leader Recognition	You have some great volunteers and would like to recognize them within your unit and community. This session will cover that recognition and the BSA recognition system - knots.
Gen. 135	9:30&1:30	Dist. Doctoral Degree Counselor	Information and training for those interested in volunteering as a District Doctoral Degree Counselor.
Gen. 136	10:30&2:30	Wood Badge & Philmont	Wood Badge? Philmont? I've heard of both of these but just what are they? Learn about both adult training opportunities and how to get signed up.
Gen. 137	12:30	Training the Chartered Organization Rep	This session is for all chartered representatives and will cover what your role is and how to offer support to your scouting units.
Gen. 138	12:30	Communication within the Unit	Whether you have one unit or multiple units- you need to communicate what is going on. Get ideas on how to communicate important information among your units.
Gen. 139	2:30	Unit Publicity	Put the good word out-let the public know what is happening in your units and the community.
Gen. 140	1:30&12:30	Taxes and the Volunteer	Informative session on just what is tax deductible and how you can claim expenses on your taxes.
Gen. 141	9:30	100 Years of Scouting	2010 is fast approaching and you want to be ready. Get suggestions for your scouting celebration.
Gen. 142	9:30&10:30	Internet Safety for Parents	Information to help you close the "Techno-gap" and make the internet safe for your children.
Gen. 143	1:30 (2 Hours)	When "Eve" hits the trail- (Women only)	Dealing with a woman's unique concerns (clothing, comfort, toilet etiquette, etc.) while camping and backpacking.